

# Travelers for Truth Theme Song

Sarah Canada

Sarah Canada

C Em F G

We are tak-ing a trip not on a plane, nor a ship but we're go-ing to Heav -

4 G F

- en. Not in a car, not in a truck, not on a train

6 C F C

but we're head - ing that way. Eve - ry - one is on the jour -

9 and F C F C

- ney, and each of us is learn - ing. We'll search through His book and take

13 D G C

a clos - er look, cause we're trav - el - lers for truth. We are tak-ing a trip

17 Em F G G

not on a plane, nor a ship but we're go - ing to Heav - en. Not in a car,

20 F C F

not in a truck, not on a train, but we're head - ing that way. Eve - ry - one

23 C F C F

is on the jour - ney, and each of us is learn - ing. We'll search

27 C G C

through His book and take a clos - er look, cause we're trav - el - ers for truth.

30 F C

We'll search through His book and take a clos - er look, cause we're

33 G C

trav - el - ers for truth.

# John 14:6

## Travelers for Truth Scripture Song

Sarah Canada

F F F C

I am the Way, (I am the Way) the Truth and the Life.

4 C C Bb F F

No one comes to the Fa - ther ex - cept through Me. I am the Way, (I


7 F F C C C

am the Way) the Truth and the Life. No one comes to the Fa - ther ex -

10 Bb F C C F

- cept through Me. John Fo - ur - teen six.

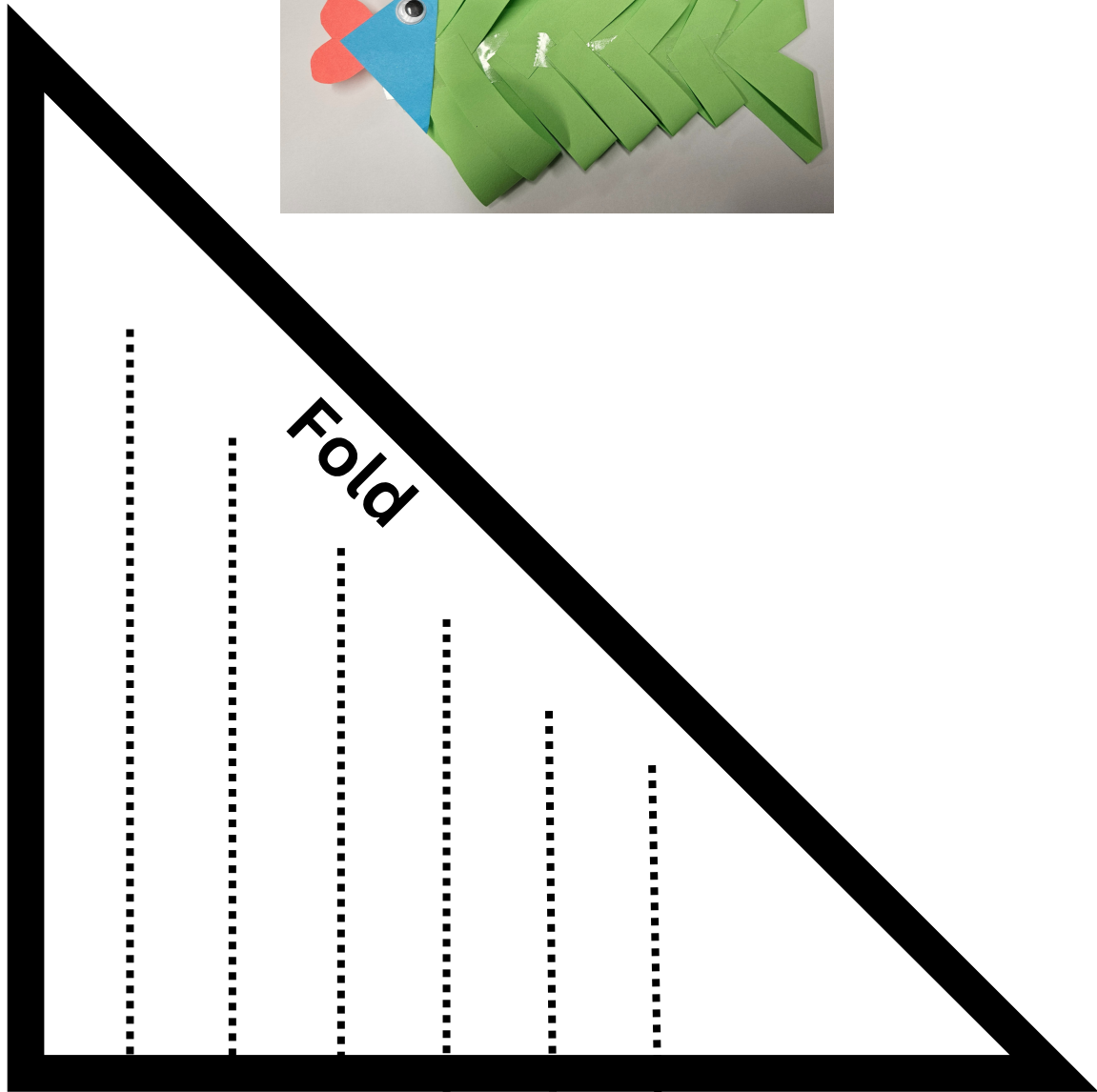

# COLOR CIRCLE



Color the six sections of the circle: red, orange, yellow, green, blue, and purple. Cut out the circle. Poke a small hole in the center. Pull 18 inches of string through the hole. Grab on to each end of the string. Swing the string in a circle until the entire string is twisted. Then pull the two ends apart and watch the circle spin. Look to see what color is made when all the colors spin together.



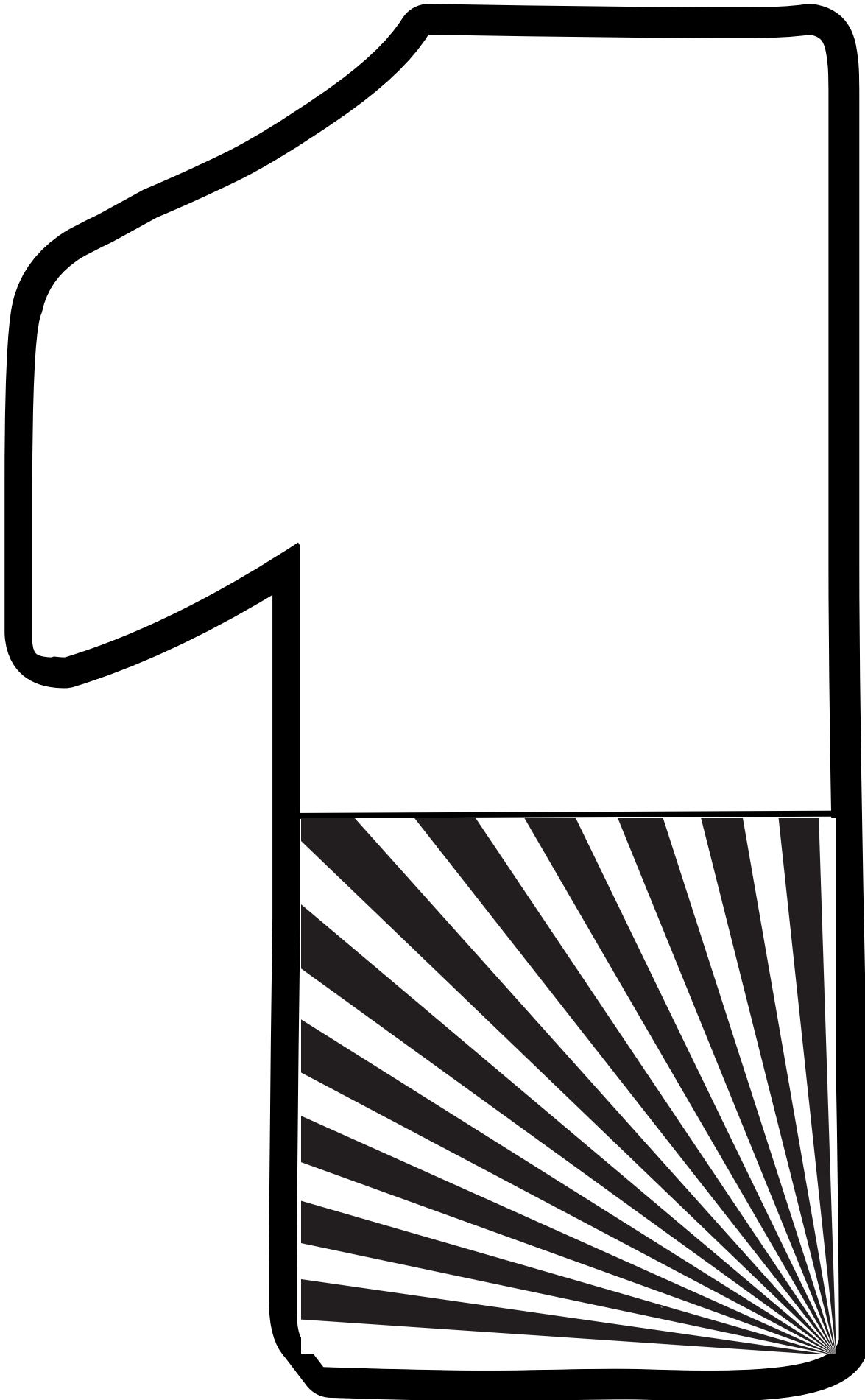
# ORIGAMI FISH




- Cut a square piece of paper or use 6"x6" origami paper. Fold your paper in half to form a triangle. Use our Lesson 2 Origami Fish pdf as a template to show where to cut the lines on your fish.
- Open up the triangle and fold the strips to the middle fold (see video). Glue or use double sided tape to attach the strips in the middle. Fold the tail in and cut out a small triangle. Glue on a triangular fish face, heart shaped mouth, and googly eye.


# # DAYS OF CREATION


LESSON 3































# DAYS OF CREATION RACE



# ANIMAL PICK UP



Print out the pictures of animals on cardstock. Cut out the pictures. Make enough copies for two teams.

# ANIMAL PICK UP



Print out the pictures of animals on cardstock. Cut out the pictures. Make enough copies for two teams.

# NOAH'S ARK SNACK

## LESSON 5

Cut out the ark covers to wrap around the snack cup. Each child needs one sheet.

### **Memory Verse**

"I set My rainbow in the cloud, and  
it shall be for the sign of the  
covenant between Me and the  
earth."

Genesis 9:13


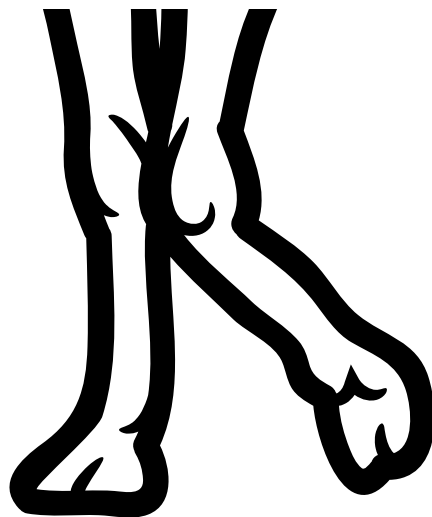

### **Memory Verse**

"I set My rainbow in the cloud, and  
it shall be for the sign of the  
covenant between Me and the  
earth."

Genesis 9:13

# ABRAHAM TAKES A TRIP






Color and cut out the camel's head, feet, and the items Abraham needed for his trip. Glue the camel's head to the envelope, and pack Abraham's items inside.





# ABRAHAM TAKES A TRIP

Color and cut out the camel's head, feet, and the items Abraham needed for his trip. Glue the camel's head to the envelope, and pack Abraham's items inside.



# HANDS & FEET GAME

Print out at least four copies of each page below.

Place three different hand and foot printouts in each row. Make at least six rows. In each row, have the children try to touch the hand or foot shown in the pictures correctly as they jump through the game. You could also do it as a relay and have two courses set up with two teams racing.










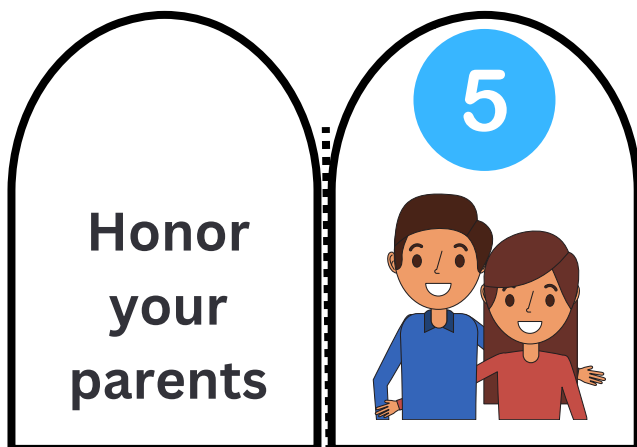
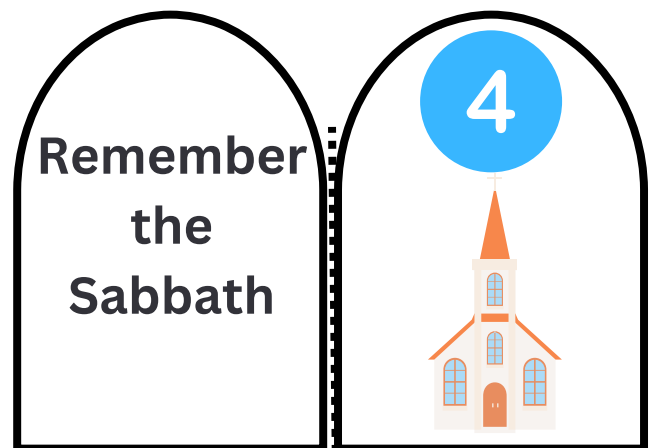
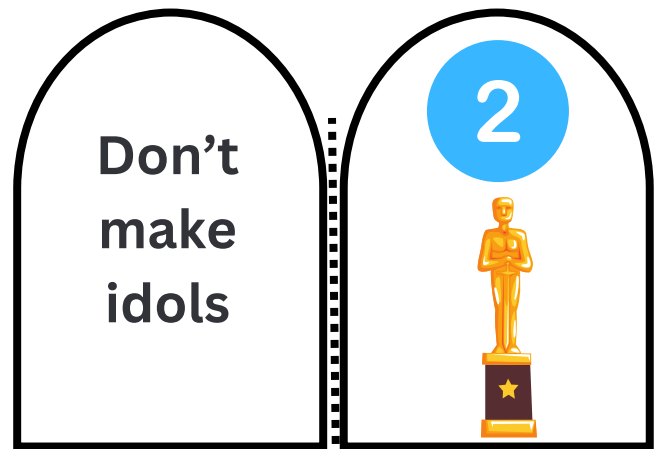
# GOD WILL PROVIDE

Color the two pictures. Cut around the outside rectangle. Fold the picture in half. Place a stick in the center and tape at the top to seal it in. Twirl the stick in your hand to watch the ram get stuck in the thicket.



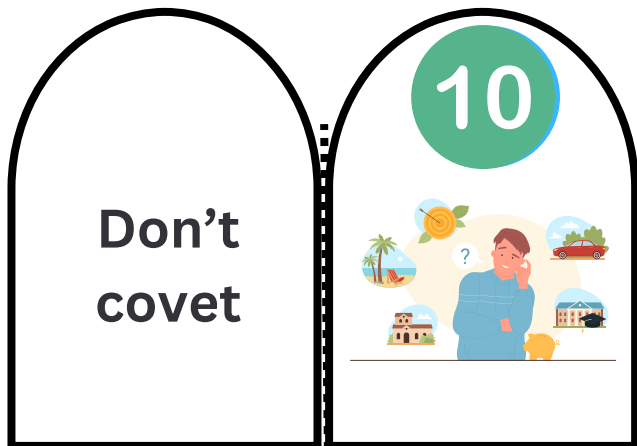
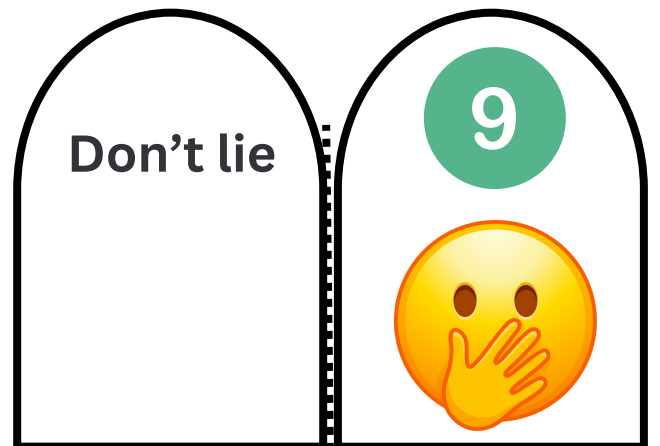
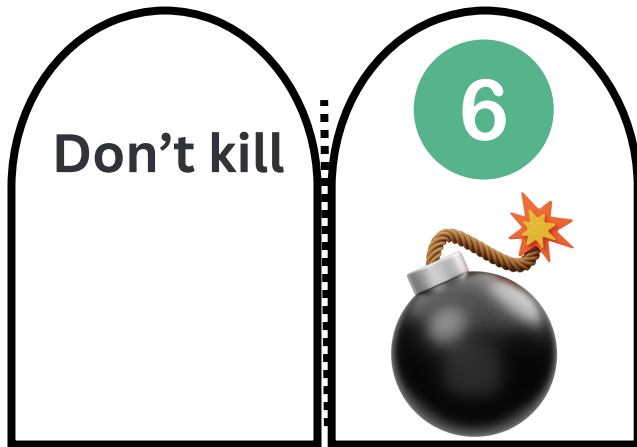
# 10 COMMANDMENTS

Color the pictures and cut around the bold lines. Fold along the middle dotted line. Use glue to paste around the edges, but leave the bottom open. When dry, open the bottom to place on fingers.



# 10 COMMANDMENTS

Color the pictures and cut around the bold lines. Fold along the middle dotted line. Use glue to paste around the edges, but leave the bottom open. When dry, open the bottom to place on fingers.



# 10 COMMANDMENTS

Cut out the 10 commandments. Roll them up and stick them inside balloons. Use one balloon for each commandment. Blow up the balloons. Make one set for each team of kids. Have the kids race to pop the balloons and put the commandments in order.

**No other  
gods  
before me**

**Don't  
make  
idols**

**Don't take  
God's  
name in  
vain**

**Remember  
the  
Sabbath**

**Honor  
your  
parents**

**Don't kill**

**Don't  
commit  
adultery**

**Don't  
steal**

**Don't lie**

**Don't  
covet**






## ANSWER KEY:

1-No other gods before me. 2-Don't make idols. 3-Don't take God's name in vain. 4-Remember the Sabbath. 5-Honor your parents. 6-Don't kill. 7-Don't commit adultery. 8-Don't steal. 9-Don't lie. 10-Don't covet.

# SHEAF OF GRAIN










## LESSON 10

Use a hole punch to make a hole at both ends of each grain. Get a yellow or tan (3/8 in wide) ribbon and cut it 1.5 ft long. Use scotch tape to wrap around one end to create a side that can be threaded easily. (You may want to do this for the kids ahead of time). Thread the first hole and make sure the opposite end of the ribbon is taped on the back of the Sheaf of Grain card. Continue threading the ribbon through all the holes. Thread the end back through one of the holes so it is on the back of the card when you finish.




# I SPY JESUS

Print these pictures in color or black and white on cardstock. Cut them out and place in the bottle with rice so the kids can find Jesus in the temple.




# BLIND BARTIMAEUS



Give each child a copy of Blind Bartimaeus' happy and sad faces. Have them cut out the faces. Glue a pencil or stick in between the two masks and stick the happy and sad faces together with glue or tape. You may need to trim around the beard to make it match perfectly.




# BLIND BARTIMAEUS



Give each child a copy of Blind Bartimaeus' happy and sad faces. Have them cut out the faces. Glue a pencil or stick in between the two masks and stick the happy and sad faces together with glue or tape. You may need to trim around the beard to make it match perfectly.

# BLIND BARTIMAEUS



Give each child a copy of Blind Bartimaeus' happy and sad faces. Have them cut out the faces. Glue a pencil or stick in between the two masks and stick the happy and sad faces together with glue or tape. You may need to trim around the beard to make it match perfectly.

# BLIND BARTIMAEUS



Give each child a copy of Blind Bartimaeus' happy and sad faces. Have them cut out the faces. Glue a pencil or stick in between the two masks and stick the happy and sad faces together with glue or tape. You may need to trim around the beard to make it match perfectly.

# KALEIDOSCOPE JESUS



Cut out a small Jesus for each child to put in their kaleidoscope.

# PRAAYER CARDS

## LESSON 22

Print one set of the four prayer cards for each child's Prayer Box.

"ASK, AND IT WILL BE GIVEN  
TO YOU; SEEK, AND YOU  
WILL FIND; KNOCK, AND IT  
WILL BE OPENED TO YOU."  
MATTHEW 7:7

"For where two or three  
are gathered together  
in My name, I am there  
in the midst of them."  
Matthew 18:20

"Therefore I say to you,  
whatever things you ask when  
you pray, believe that you  
receive them, and you will have  
them."  
Mark 11:24

"For in You, O Lord, I  
hope; You will hear,  
O Lord my God."  
Psalm 38:15

"ASK, AND IT WILL BE GIVEN  
TO YOU; SEEK, AND YOU  
WILL FIND; KNOCK, AND IT  
WILL BE OPENED TO YOU."  
MATTHEW 7:7

"For where two or three  
are gathered together  
in My name, I am there  
in the midst of them."  
Matthew 18:20

"Therefore I say to you,  
whatever things you ask when  
you pray, believe that you  
receive them, and you will have  
them."  
Mark 11:24

"For in You, O Lord, I  
hope; You will hear,  
O Lord my God."  
Psalm 38:15

# SENSE THE CROSS

## LESSON 23

To begin, give each child a cross key ring. Have tables set up around the room with items (see below) that appeal to the kids' senses. At each stop, they will use their senses and get a colored ribbon to tie on the cross. The ribbons will remind the children of what Jesus endured for them.

Station 1: Smell: Flowers, Plants, Olive Oil (Discuss what Jesus would've smelled while He prayed in the garden.) Give the kids a [green ribbon](#) for plants and olive trees.

Station 2: Touch: Thorns (Carefully have the children feel a small thorn. Talk about how it would've felt to have a crown of thorns pressed into your head.) Give the children a [brown ribbon](#).

Station 3: Sight: Nails (Show the children a railroad spike. Explain that the nail would've needed to be strong enough to hold a person's body on a cross.) Give the children a [silver ribbon](#).

Station 4: Sound: Have the kids use hammers to hit nails into a piece of wood. Listen to a hammer pounding a nail into a piece of wood. (Discuss how the soldiers might have felt as they had to nail Jesus to the cross.) Give the children a [black ribbon](#).

Station 5: Taste: Vinegar & Grape Juice (Have the kids smell the vinegar and grape juice together first. Then, they might only want to drink the grape juice, not the vinegar. Discuss how they mixed together a sour wine for Jesus to drink, but He refused it. The wine might've tasted similar to a mixture of vinegar and grape juice.) Give the kids a [purple ribbon](#).







Station 6: Touch: Water & Ketchup (Discuss how the blood and water flowed from Jesus' side after the soldier pierced Him with a spear.) Give the kids a [red](#) and [blue ribbon](#).

Station 7: Sight & Sound: Turn off all the lights and make total darkness. Listen to realistic earthquake sounds. <https://www.youtube.com/watch?v=mgLBmLoL2Aw>. (Discuss how God was there with Jesus on the cross. After Jesus died, there was an earthquake and total darkness, but God's presence was there.) Give the kids a [yellow ribbon](#) to represent the presence of God.

Now the kids have a colorful ribbon bookmark to use in their Bibles.

# RESURRECTION RACE

LESSON 24



# JESUS RETURNS/2ND COMING CRAFT

Choose which craft you would like to make. Craft 1: Each child will use one memory verse card to paste on their cup. Craft 2: Each child will use one picture of Jesus to attach to the outside of their galaxy jar.

**Memory Verse**  
 "For the Lord Himself will descend from heaven with a shout, with the voice of an archangel, and with the trumpet of God. And the dead in Christ will rise first."  
 1 Thessalonians 4:16

**Memory Verse**  
 "For the Lord Himself will descend from heaven with a shout, with the voice of an archangel, and with the trumpet of God. And the dead in Christ will rise first."  
 1 Thessalonians 4:16

**Memory Verse**  
 "For the Lord Himself will descend from heaven with a shout, with the voice of an archangel, and with the trumpet of God. And the dead in Christ will rise first."  
 1 Thessalonians 4:16

**Memory Verse**  
 "For the Lord Himself will descend from heaven with a shout, with the voice of an archangel, and with the trumpet of God. And the dead in Christ will rise first."  
 1 Thessalonians 4:16


**Memory Verse**  
 "For the Lord Himself will descend from heaven with a shout, with the voice of an archangel, and with the trumpet of God. And the dead in Christ will rise first."  
 1 Thessalonians 4:16

**Memory Verse**  
 "For the Lord Himself will descend from heaven with a shout, with the voice of an archangel, and with the trumpet of God. And the dead in Christ will rise first."  
 1 Thessalonians 4:16

**Memory Verse**  
 "For the Lord Himself will descend from heaven with a shout, with the voice of an archangel, and with the trumpet of God. And the dead in Christ will rise first."  
 1 Thessalonians 4:16

**Memory Verse**  
 "For the Lord Himself will descend from heaven with a shout, with the voice of an archangel, and with the trumpet of God. And the dead in Christ will rise first."  
 1 Thessalonians 4:16

**Memory Verse**  
 "For the Lord Himself will descend from heaven with a shout, with the voice of an archangel, and with the trumpet of God. And the dead in Christ will rise first."  
 1 Thessalonians 4:16







**TRAVELERS**  
**FOR TRUTH**

EVANGELISTIC SERIES FOR KIDS

MICHIGAN CONFERENCE CHILDREN'S MINISTRIES



**TRAVELERS**  
**FOR TRUTH**

EVANGELISTIC SERIES FOR KIDS

MICHIGAN CONFERENCE CHILDREN'S MINISTRIES



**TRAVELERS**  
**FOR TRUTH**

EVANGELISTIC SERIES FOR KIDS


MICHIGAN CONFERENCE CHILDREN'S MINISTRIES



**TRAVELERS**  
**FOR TRUTH**

EVANGELISTIC SERIES FOR KIDS

MICHIGAN CONFERENCE CHILDREN'S MINISTRIES



# TRAVELERS FOR TRUTH

COME JOIN US

# TRAVELERS FOR TRUTH

COME JOIN US

PACK YOUR BAGS. WE'RE HEADING OUT!  
IT'S TIME TO TRAVEL THROUGH GOD'S WORD AND  
DISCOVER TRUTH THROUGH EXCITING BIBLE STORIES,  
CRAFTS, SNACKS, GAMES, MEMORY VERSES, AND A  
FUN THEME SONG. WE'LL SEE YOU ON OCTOBER 21!

PACK YOUR BAGS. WE'RE HEADING OUT!  
IT'S TIME TO TRAVEL THROUGH GOD'S WORD AND  
DISCOVER TRUTH THROUGH EXCITING BIBLE STORIES,  
CRAFTS, SNACKS, GAMES, MEMORY VERSES, AND A  
FUN THEME SONG. WE'LL SEE YOU ON OCTOBER 21!



# TRAVELERS FOR TRUTH

COME JOIN US

# TRAVELERS FOR TRUTH

COME JOIN US

PACK YOUR BAGS. WE'RE HEADING OUT!  
IT'S TIME TO TRAVEL THROUGH GOD'S WORD AND  
DISCOVER TRUTH THROUGH EXCITING BIBLE STORIES,  
CRAFTS, SNACKS, GAMES, MEMORY VERSES, AND A  
FUN THEME SONG. WE'LL SEE YOU ON OCTOBER 21!

PACK YOUR BAGS. WE'RE HEADING OUT!  
IT'S TIME TO TRAVEL THROUGH GOD'S WORD AND  
DISCOVER TRUTH THROUGH EXCITING BIBLE STORIES,  
CRAFTS, SNACKS, GAMES, MEMORY VERSES, AND A  
FUN THEME SONG. WE'LL SEE YOU ON OCTOBER 21!

